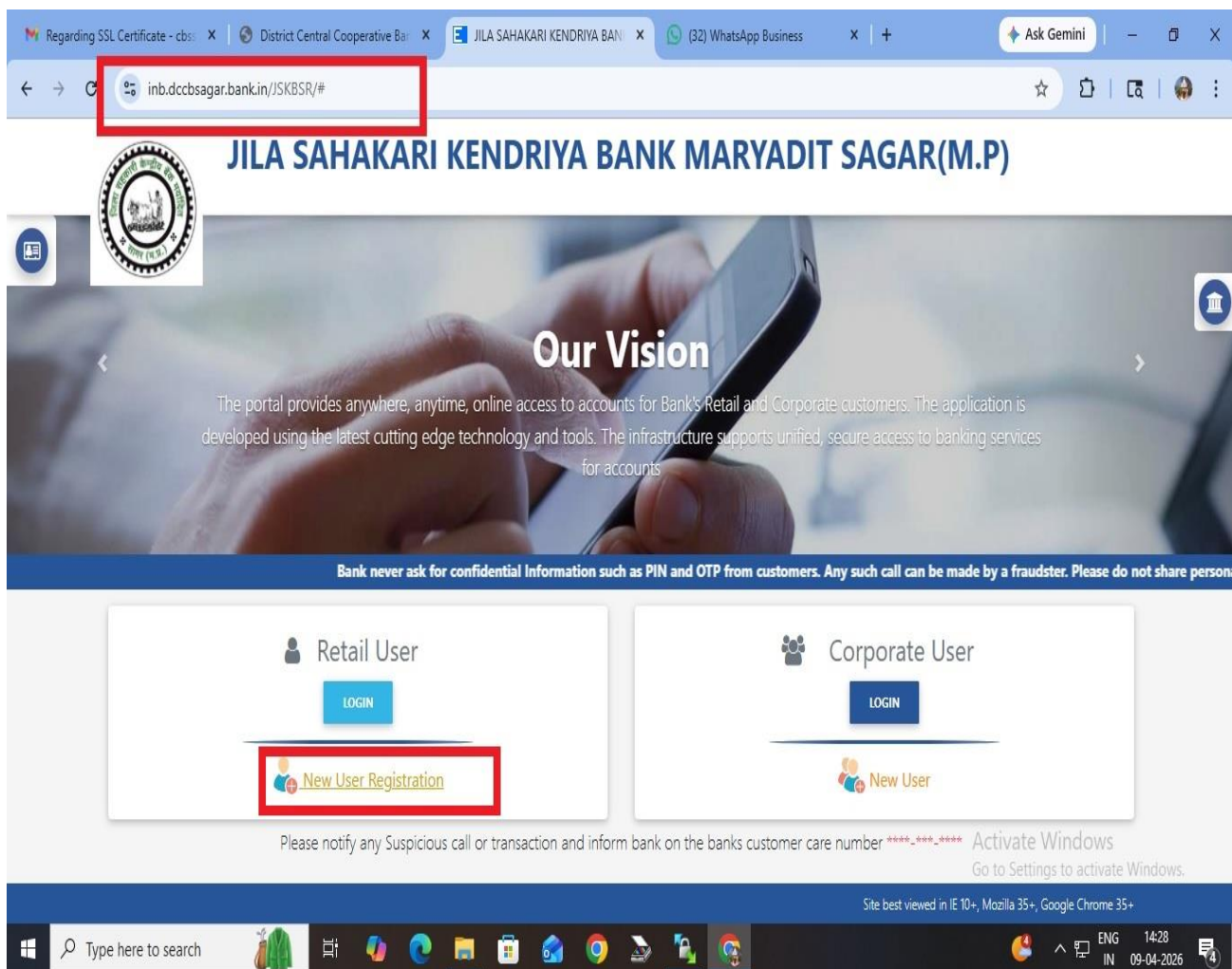


## RETAIL USER REGISTRATION PROCESS

**Step - I** आवेदन फार्म को सही एवं सम्पूर्ण जानकारी के साथ भरकर आवेदन फार्म को जिस शाखा में आपका खाता खुला हुआ है वहाँ जमा करें जिसके पश्चात बैंक शाखा द्वारा आपकी कस्टमर आई डी पर इंटरनेट बैंकिंग (व्यू फैसिलिटी) सर्विस ऐक्टिव की जावेगी |

**Step - II** सर्विस ऐक्टिव होने के पश्चात ग्राहक पंजीकरण करने हेतु ब्राउजर में Internet Banking (View Facility) का Home Page access करने के लिए एड्रेस बार में [inb.dccbsagar.bank.in](http://inb.dccbsagar.bank.in) टाईप करें | इसके बाद Retail User अंतर्गत New User Registration पर Click करें |



The screenshot displays the Internet Banking Home Page of JILA SAHAKARI KENDRIYA BANK MARYADIT SAGAR(M.P). The browser address bar shows the URL [inb.dccbsagar.bank.in/JSKBSR/#](http://inb.dccbsagar.bank.in/JSKBSR/#). The page features a banner with the text "Our Vision" and a navigation menu with "Retail User" and "Corporate User" sections. The "New User Registration" link under the "Retail User" section is highlighted in red. The Windows taskbar is visible at the bottom.

## **Step - III** CIF Number दर्ज करें (पाससबुक पर दर्शित है )

New User Registration - Google Chrome

inb.dccbsagar.bank.in/JSKBSR/loadUserRegistrationEnquiry

**JILA SAHAKARI KENDRIYA BANK MARYADIT SAGAR(M.P)**

New User Registration.

CIF Number \*


CHECK

Activate Windows  
Go to Settings to activate Windows.

Type here to search

ENG 14:31  
IN 09-04-2026

**Step - IV** नीचे दिए गए चित्र के अनुसार ACCOONT NUMBER,CIF NUMBER, REGISTERED MOBILE NUMBER(जो बैंक खाते मे रेजिस्टर्ड है), DATE OF BIRTH एवं CAPTCHA भरकर SUBMIT BUTTON पर CLICK करें |



User Registration - Google Chrome  
inb.dccbsagar.bank.in/JSKBSR/loadUserRegistration

## JILA SAHAKARI KENDRIYA BANK MARYADIT SAGAR(M.P)

### User Driven Registration-New User

Account Number \*

(Account number is available in your passbook/statement)

CIF Number \*

4670000000

(CIF number is available in your passbook/statement)

Registered Mobile Number \*

(Enter 10 digit mobile number)

Date Of Birth \*

Enter The Text Shown in Image \*

kkThaB

Click here to indicate that you have read and agree to the [Terms and Conditions](#)

**SUBMIT**

Activate Windows  
Go to Settings to activate Windows.


Site best viewed in IE 10+, Mozilla 35+, Google Chrome 35+

Type here to search

ENG 14:33  
IN 09-04-2026

# Step - V

User Registration - Google Chrome  
inb.dccbsagar.bank.in/JSKBSR/loadUserRegistration



### User Driven Registration-New User

Account Number \*  
167000 [REDACTED]  
(Account number is available in your passbook/statement)

CIF Number \*  
4070000000100 [REDACTED]  
(CIF number is available in your passbook/statement)



Registered Mobile Number \*  
89092000 [REDACTED]  
(Enter 10 digit mobile number)

Date Of Birth \*  
15/06/1990 [REDACTED]

Enter The Text Shown in Image \*  
zbwoHx

Click here to indicate that you have read and agree to the [Terms and Conditions](#)

**SUBMIT**



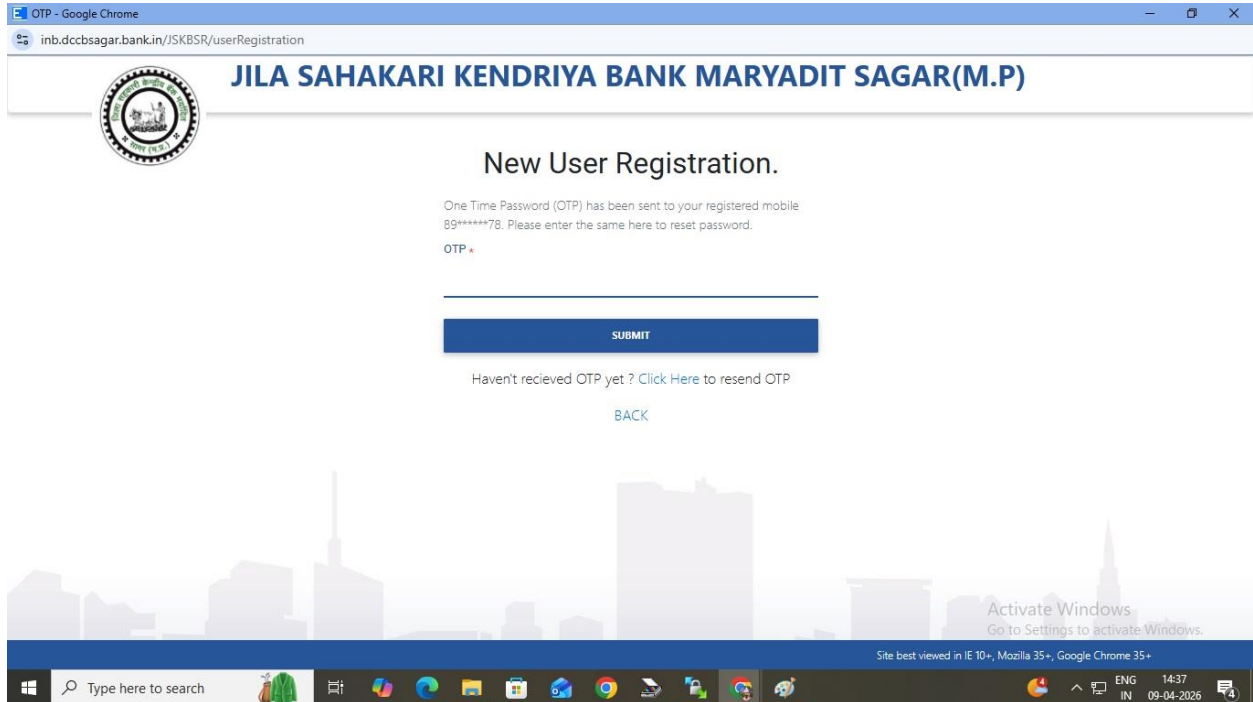
Activate Windows  
Go to Settings to activate Windows.

Site best viewed in IE 10+, Mozilla 35+, Google Chrome 35+

Type here to search

ENG 14:36  
IN 09-04-2026

**Step - VI** जिसके पश्चात आपको अपने रेजिस्टर्ड मोबाईल नंबर पर OTP प्राप्त होगा OTP को दर्ज कर सबमिट बटन पर CLICK करें



OTP - Google Chrome  
inb.dccbsagar.bank.in/JSKBSR/userRegistration

**JILA SAHAKARI KENDRIYA BANK MARYADIT SAGAR(M.P)**

**New User Registration.**

One Time Password (OTP) has been sent to your registered mobile 89\*\*\*\*\*78. Please enter the same here to reset password.

OTP \*

**SUBMIT**

Haven't recieved OTP yet ? [Click Here](#) to resend OTP

[BACK](#)

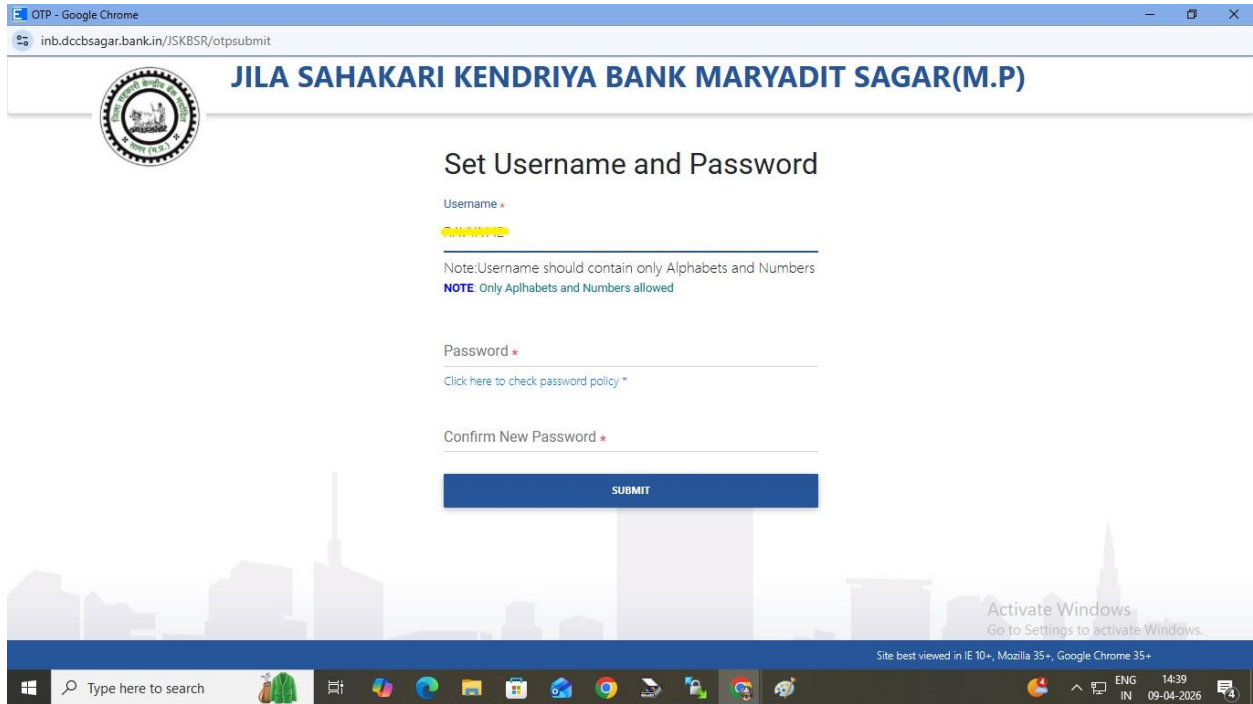
Activate Windows  
Go to Settings to activate Windows.

Site best viewed in IE 10+, Mozilla 35+, Google Chrome 35+

Type here to search

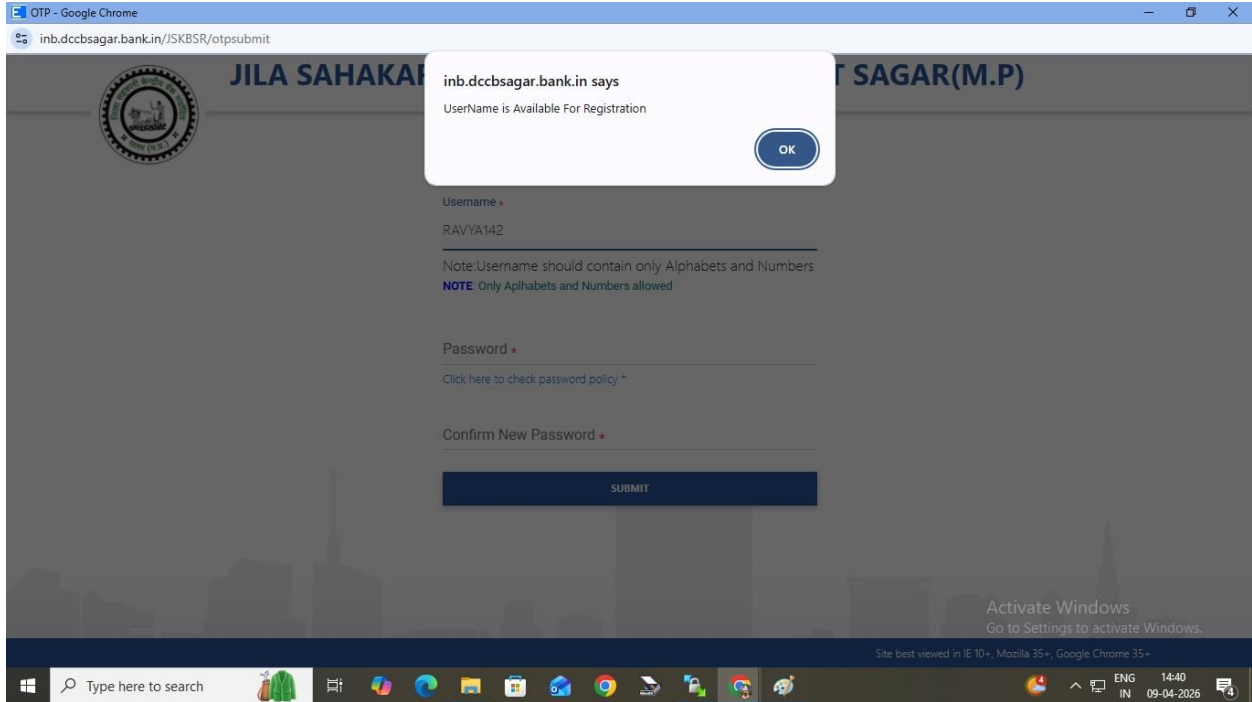
ENG IN 14:37 09-04-2026

# Step - VII इसके पश्चात USERNAME और PASSWORD बनाए |

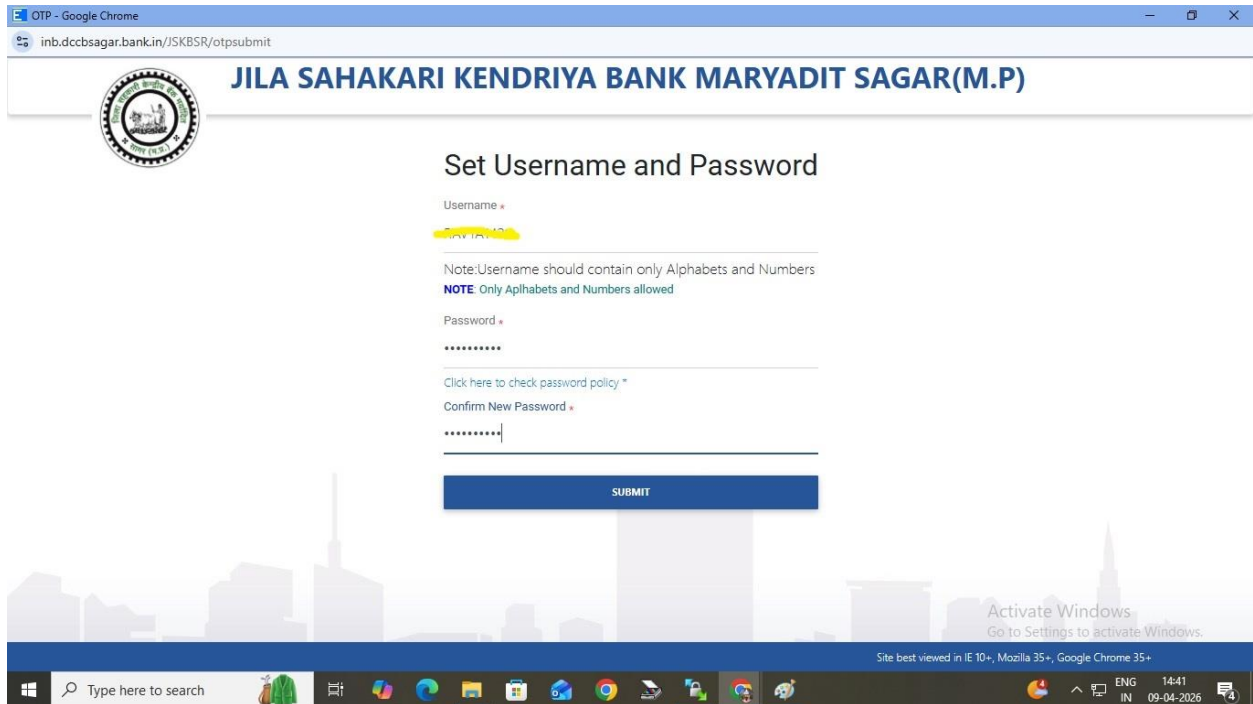


The screenshot shows a web browser window with the URL `inb.dccbsagar.bank.in/JSKBSR/otpsubmit`. The page header features the bank's logo and the name **JILA SAHAKARI KENDRIYA BANK MARYADIT SAGAR(M.P)**. The main heading is **Set Username and Password**. Below this, there are three input fields: **Username \*** (containing the text "QWERTY"), **Password \*** (with a link to check password policy), and **Confirm New Password \***. A blue **SUBMIT** button is positioned below the fields. A note specifies: "Note: Username should contain only Alphabets and Numbers" and "NOTE: Only Alphabets and Numbers allowed". The Windows taskbar at the bottom shows the search bar, taskbar icons, and system tray with the date 09-04-2026 and time 14:39.

**Step - VIII** यदि आपके द्वारा चाहा गया USERNAME उपलब्ध होगा तो चित्र मे दिखाए अनुसार मैसेज प्राप्त होगा अन्यथा दूसरा USERNAME बनाने की कोशिश करें |



# Step - IX SUBMIT बटन पर क्लिक करें



The screenshot shows a web browser window with the URL `inb.dccbsagar.bank.in/JSKBSR/otpsubmit`. The page header features the bank's logo and the name "JILA SAHAKARI KENDRIYA BANK MARYADIT SAGAR(M.P)". The main heading is "Set Username and Password".

The form contains the following fields and instructions:

- Username**: A text input field containing "12345678".
- Note**: "Note: Username should contain only Alphabets and Numbers".
- NOTE**: "NOTE: Only Alphabets and Numbers allowed".
- Password**: A password input field with masked characters "\*\*\*\*\*".
- Confirm New Password**: A second password input field with masked characters "\*\*\*\*\*".
- Link**: "Click here to check password policy \*".
- Submit Button**: A blue button labeled "SUBMIT".

The Windows taskbar at the bottom shows the search bar, taskbar icons, and system tray with the date "09-04-2026" and time "14:41".

**Step - X** इसके पश्चात CONTINUE TO LOGIN पर CLICK करें

The screenshot shows a web browser window displaying a security warning page. The browser's address bar shows the URL `inb.dccbsagar.bank.in/JSKBSR/passwordSecurity`. The page header includes the bank's name, **JILA SAHAKARI KENDRIYA BANK MARYADIT SAGAR(M.P.)**, and a logo. A prominent blue banner reads **BEWARE OF PHISHING ATTACKS**. Below this, there are two sections: **✓ DOS** (Do's) and **✗ DON'TS** (Don'ts). The **✓ DOS** section contains four white boxes with the following text: "Keep your OTP and password secure", "Delete all cookies and history before you perform online transaction", "Change your password time to time", and "Avoid accessing online banking in cybercafes". The **✗ DON'TS** section contains four white boxes with the following text: "Never write your banking details anywhere", "Never share banking details with anyone", "Do not click any suspicious link in your email", and "Do not provide any banking details via E-mail". In the top right corner, a red-bordered button labeled **Continue To Login** is visible. At the bottom of the page, there is a Windows watermark and a system tray showing the date and time as 14:41 on 09-04-2026.

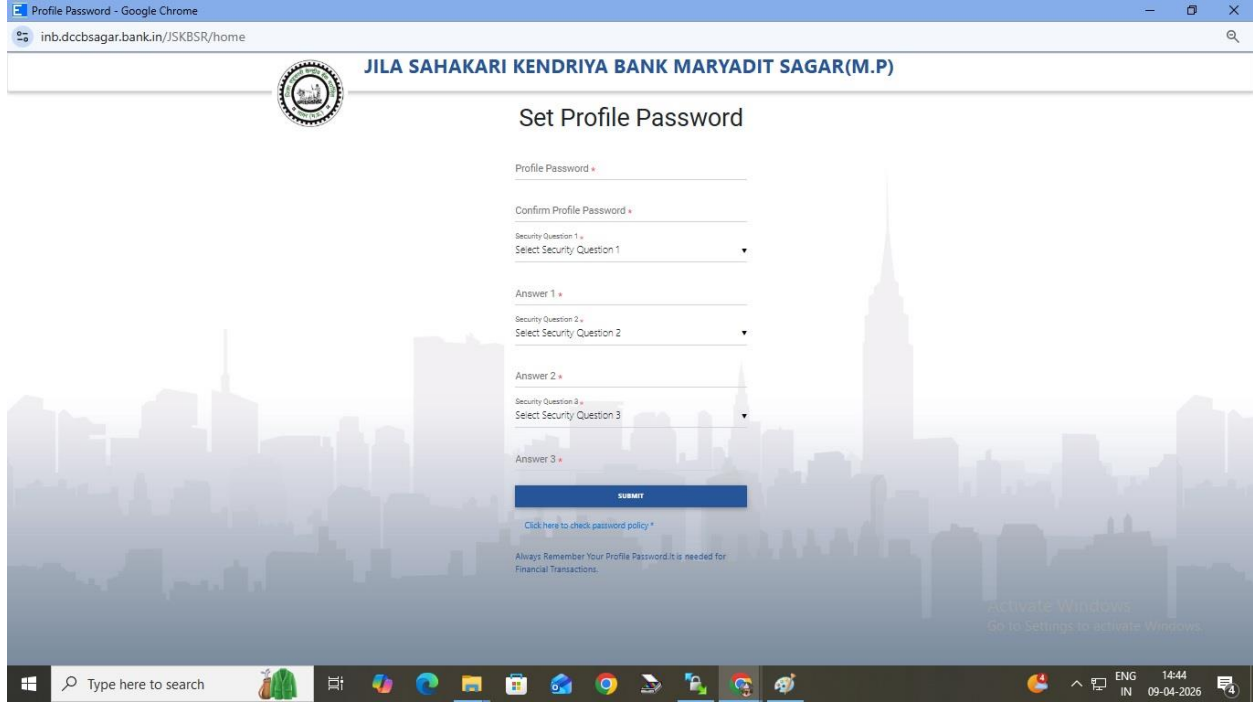
# Step - XI USERNAME और PASSWORD डालकर LOGIN करें

The screenshot shows the login interface for JILA SAHAKARI KENDRIYA BANK MARYADIT SAGAR(M.P). The browser address bar shows the URL `inb.dccbsagar.bank.in/JSKBSR/login`. The page features the bank's logo on the left and a banner image of hands typing on a laptop with the text: "We are committed to helpful and responsive customer service and knowledgeable and dependable technical support." The main content area is titled "Retail Login" and includes the following elements:

- Mandatory fields are marked with an asterisk (\*).
- A note: "(CARE: Username and password are case sensitive.)"
- A "Username \*" field with a placeholder "Please fill out this field."
- A "Password \*" field.
- An "Enter The Text Shown in Image \*" field containing a CAPTCHA image with the text "xjCiKt".
- A blue "LOGIN" button.
- A "Forgot/Expired Password?" link.
- A "Virtual Keyboard" checkbox with the text "For better security use the Online Virtual Keyboard to login."
- An "Activate Windows" notification in the bottom right corner.

The Windows taskbar at the bottom shows the search bar, taskbar icons, and system tray with the date "09-04-2026" and time "14:43".

# Step - XII प्रथम बार LOGIN करने पर आपको प्रोफाइल पासवर्ड बनाना होगा




The screenshot shows a web browser window with the URL `inb.dccbsagar.bank.in/JSKBSR/home`. The page title is "JILA SAHAKARI KENDRIYA BANK MARYADIT SAGAR(M.P)". The main heading is "Set Profile Password". The form contains the following fields:

- Profile Password \*
- Confirm Profile Password \*
- Security Question 1: Select Security Question 1
- Answer 1 \*
- Security Question 2: Select Security Question 2
- Answer 2 \*
- Security Question 3: Select Security Question 3
- Answer 3 \*

Below the form is a blue "SUBMIT" button. A link [Click here to check password policy \\*](#) is provided. A note states: "Always Remember Your Profile Password: It is needed for Financial Transactions." The Windows taskbar at the bottom shows the search bar, taskbar icons, and system tray with the date 09-04-2026 and time 14:44.

## Step - XIII रेजिस्टर्ड मोबाईल नंबर पर OTP प्राप्त होगा उसे दर्ज करें

Set Password - Google Chrome  
inb.dccbsagar.bank.in/JSKBSR/setProfilePassword



### JILA SAHAKARI KENDRIYA BANK MARYADIT SAGAR(M.P)

## USER REGISTRATION

One Time Password (OTP) has been sent to your registered mobile 89\*\*\*\*\*78. Please enter the same here to reset password.

OTP \*

[SUBMIT](#)

Haven't recieved OTP yet ? [Click Here to resend OTP](#)

[BACK](#)

Activate Windows  
Go to Settings to activate Windows.

Site best viewed in IE 10+, Mozilla 35+, Google Chrome 35+

Type here to search

ENG IN 14:47 09-04-2026

## **Step - XIV** सफलता पूर्वक प्रोफाइल बनाने के पश्चात चित्र मे दिखाए अनुसार मैसेज प्राप्त होगा

The screenshot displays the web portal for JILA SAHAKA MARYADIT SAG. A central notification box states: "inb.dccbsagar.bank.in says Profile password has been changed successfully" with an "OK" button. The main content area features a navigation menu with "Primary Account", "Term Deposit/Other Accounts", "Term Loan Accounts", and "Closed/Inoperative Accounts". Below this is a table with columns for "Account Number", "Description", "Available Balance", "Total Balance", and "Transaction". The table is currently empty, showing "No data available in table". A "Note" section on the right contains three instructions: "1. Jai hind Jai Bharat", "2. Please Update your phone number and email id.", and "3. Comply with all". The footer includes "Activate Windows" and "Go to Settings to activate Windows." The Windows taskbar at the bottom shows the date as 09-04-2026 and the time as 14:48.

Home - Google Chrome  
inb.dccbsagar.bank.in/JSKBSR/home

JILA SAHAKA  
MARYADIT SAG  
E-Services Requests

Home PRIYA...

inb.dccbsagar.bank.in says  
Profile password has been changed successfully  
OK

Quick Links  
My Account  
Profile  
E-Services  
Requests  
Enquiry

Note :-  
1. Jai hind Jai Bharat  
2. Please Update your phone number and email id.  
3. Comply with all

Primary Account Term Deposit/Other Accounts Term Loan Accounts Closed/Inoperative Accounts

Account Number	Description	Available Balance	Total Balance	Transaction
No data available in table				

Showing 0 to 0 of 0 entries  
First Previous Next Last

Note : Click on another tabs for other accounts

Activate Windows  
Go to Settings to activate Windows.

Site best viewed in IE 10+, Mozilla 35+, Google Chrome 35+

Type here to search

ENG IN 14:48 09-04-2026

**Step - XV** आपने सफलता पूर्वक यूजर बना लिया है अब मेन्यू का उपयोग करते हुए सर्विस का उपयोग करें ।

Home - Google Chrome  
inb.dcbsagar.bank.in/JSKBSR/home

**JILA SAHAKARI KENDRIYA BANK**  
**MARYADIT SAGAR (M.P.)**

Home

E-Services ▾ Requests ▾ Enquiry ▾

### Account Summary

Primary Account | Term Deposit/Other Accounts | Term Loan Accounts | Closed/Inoperative Accounts

Account Number	Description	Available Balance	Total Balance	Transaction
No data available in table				

Showing 0 to 0 of 0 entries  
First Previous Next Last

Note : Click on another tabs for other accounts

**Quick Links**

- My Account
- Profile
- E-Services
- Requests
- Enquiry

**Note :-**

1. Jai hind Jai Bharat

Activate Windows  
Go to Settings to activate Windows.

Site best viewed in IE 10+, Mozilla 35+, Google Chrome 35+

Type here to search

ENG IN 14:49 09-04-2026



## Account Statement

Account XXXXXXXXXXXX

Transactions for select

Format type

Note : Here you can view and download the account statement  
Note : In case of current period, all transactions within 3 months being displayed

### Quick Links

- [My Account](#)
- [Profile](#)
- [E-Services](#)
- [Requests](#)
- [Enquiry](#)



### Note :-

- 3. Comply with all applicable laws and regulations
- 4. Help us design or improve our services for your benefit.

Activate Windows  
Go to Settings to activate Windows.

Site best viewed in IE 10+, Mozilla 35+, Google Chrome 35+