

CORPORATE USER REGISTRATION PROCESS LOGIN & PROFILE PASSWORD CHANGE PROCESS

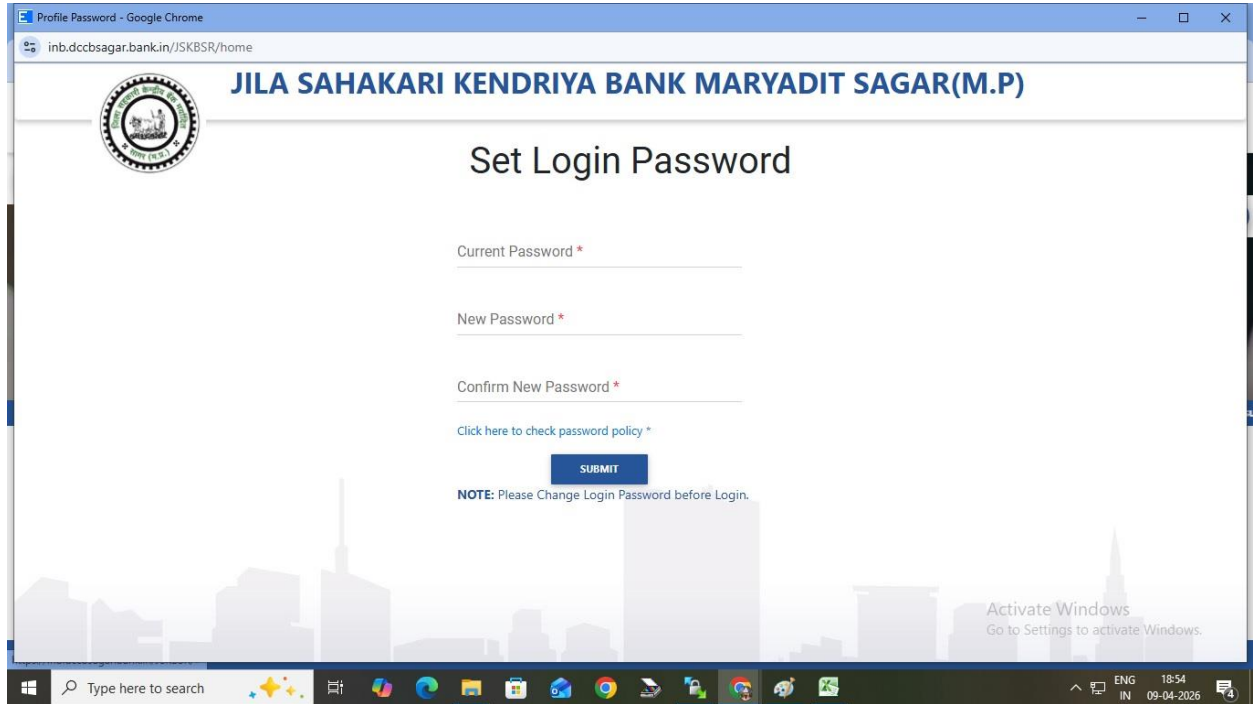
STEP-1 आवेदन फार्म को सही एवं सम्पूर्ण जानकारी के साथ भरकर आवेदन फार्म को जिस शाखा में आपका खाता खुला हुआ है वहाँ जमा करें जिसके पश्चात बैंक शाखा द्वारा आपकी कस्टमर आई डी पर इंटरनेट बैंकिंग (व्यू फ़ैसिलिटी) सर्विस ऐक्टिव की जावेगी ।

STEP- 2 सर्विस ऐक्टिव होने के पश्चात ग्राहक पंजीकरण करने हेतु ब्राउजर मे DCCBSAGAR.BANK.IN टाईप कर ENTER BUTTON दबाएं, जिसके पश्चात आप जिला सहकारी केन्द्रीय बैंक मर्यादित , सागर की वेबसाईट के होम पेज पर पहुँच जायेगे इसके पश्चात आपको Internet Banking (View Facility) के मेनू पर क्लिक करना है आपको LOGIN का विकल्प मिलेगा उसे क्लिक कर आप लॉगिन पेज पर पहुँच जाएंगे इसके बाद CORPORATE USER अंतर्गत LOGIN पर Click करें।

The screenshot displays the internet banking login interface for JILA SAHAKARI KENDRIYA BANK MARYADIT SAGAR(M.P). The browser address bar shows the URL inb.dccbsagar.bank.in/JSKBSR/#. The page header includes the bank's logo and name. A central banner titled "Our Objective" states: "Internet Banking site provides personal banking and corporate banking services that gives you complete control over all your banking demands online." Below this, there are two main login options: "Retail User" and "Corporate User". The "Corporate User" login button is highlighted with a red rectangular box. Underneath these options, there is a "New User Registration" link. A security warning at the bottom of the page reads: "Please notify any Suspicious call or transaction and inform bank on the banks customer care number ****_****_****". The Windows taskbar at the bottom shows the system tray with the date 09-04-2026 and time 18:50.

STEP-3 शाखा से पंजीकरण पश्चात आपको पंजीकृत मोबाईल नंबर पर **Default Password** प्राप्त होगा जो की आपको **New Password** बनाकर बदलना है

CURRENT PASSWORD WOULD BE RECEIVED ON REGISTERED PHONE NUMBER



The screenshot shows a web browser window with the URL `inb.dccbsagar.bank.in/JSKBSR/home`. The page title is **JILA SAHAKARI KENDRIYA BANK MARYADIT SAGAR(M.P)**. The main heading is **Set Login Password**. The form contains three input fields: **Current Password ***, **New Password ***, and **Confirm New Password ***. Below the fields is a link: [Click here to check password policy *](#). A blue **SUBMIT** button is positioned below the link. A **NOTE: Please Change Login Password before Login.** is displayed at the bottom of the form. The background features a city skyline illustration. The Windows taskbar at the bottom shows the search bar, taskbar icons, and system tray with the date **09-04-2026** and time **18:54**.

STEP-4

Profile Password - Google Chrome
inb.dccbsagar.bank.in/JSKBSR/home

JILA SAHAKARI KENDRIYA BANK MARYADIT SAGAR(M.P)

Set Login Password

Current Password *
.....

New Password *
.....

Confirm New Password *
.....

[Click here to check password policy *](#)

SUBMIT

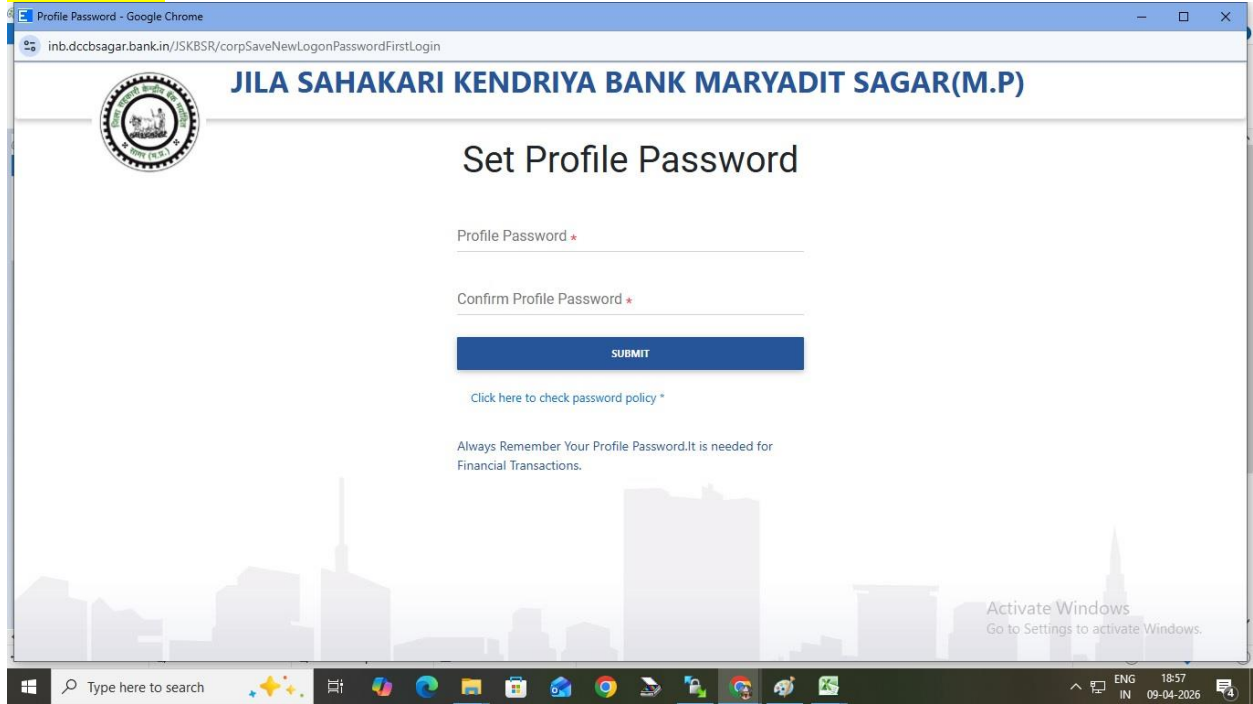
NOTE: Please Change Login Password before Login.

Activate Windows
Go to Settings to activate Windows.

Type here to search

ENG 18:56
IN 09-04-2026

STEP-5 इसके बाद आपको अपना प्रोफाइल पासवर्ड बनाना है



The screenshot shows a web browser window with the following elements:

- Browser Title:** Profile Password - Google Chrome
- Address Bar:** inb.dccbsagar.bank.in/JSKBSR/corpSaveNewLogonPasswordFirstLogin
- Bank Logo:** JILA SAHAKARI KENDRIYA BANK MARYADIT SAGAR(M.P)
- Page Title:** Set Profile Password
- Form Fields:**
 - Profile Password *
 - Confirm Profile Password *
- Submit Button:** SUBMIT
- Link:** [Click here to check password policy *](#)
- Reminder:** Always Remember Your Profile Password.It is needed for Financial Transactions.
- Windows Taskbar:** Includes search bar, taskbar icons, and system tray showing language (ENG/IN), time (18:57), and date (09-04-2026).
- Watermark:** Activate Windows. Go to Settings to activate Windows.

STEP-6

Profile Password - Google Chrome
inb.dccbsagar.bank.in/JSKBSR/corpSaveNewLogonPasswordFirstLogin

JILA SAHAKARI KENDRIYA BANK MARYADIT SAGAR(M.P)

Set Profile Password

Profile Password *

.....

Confirm Profile Password *

.....

SUBMIT

[Click here to check password policy *](#)

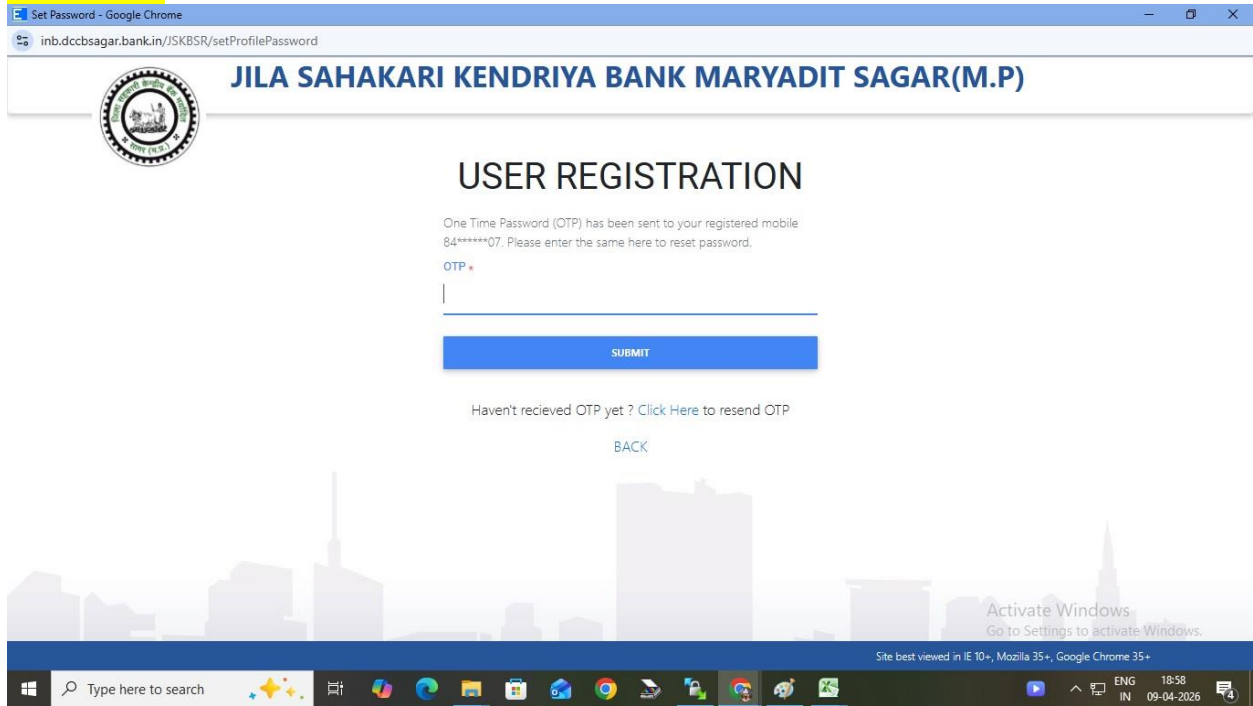
Always Remember Your Profile Password.It is needed for Financial Transactions.

Activate Windows
Go to Settings to activate Windows.

Type here to search

ENG 18:58
IN 09-04-2026

STEP-7 पंजीकृत मोबाईल नंबर पर प्राप्त OTP को दर्ज करें |



Set Password - Google Chrome
inb.dccbsagar.bank.in//SKBSR/setProfilePassword

JILA SAHAKARI KENDRIYA BANK MARYADIT SAGAR(M.P)

USER REGISTRATION

One Time Password (OTP) has been sent to your registered mobile 84*****07. Please enter the same here to reset password.

OTP

[SUBMIT](#)

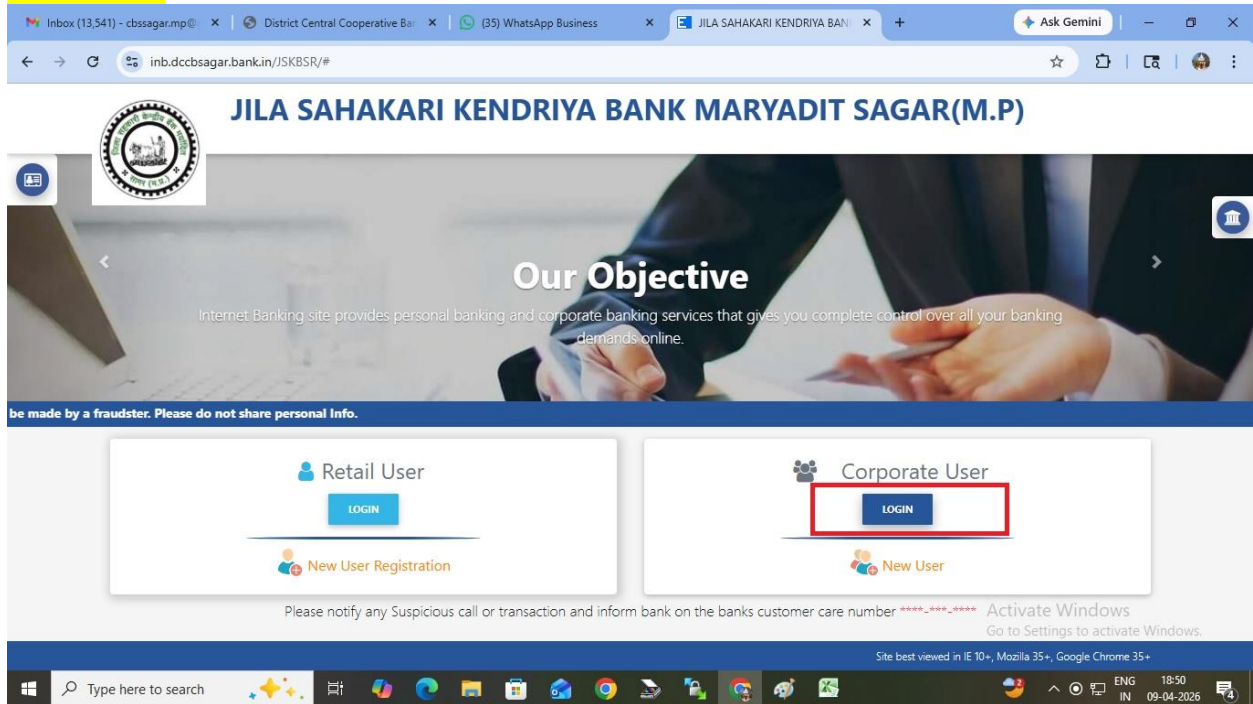
[Haven't received OTP yet ? Click Here to resend OTP](#)

[BACK](#)

Activate Windows
Go to Settings to activate Windows.

Site best viewed in IE 10+, Mozilla 35+, Google Chrome 35+

STEP-8 आपने सफलता पूर्वक प्रोफाइल बना ली है पुनः LOGIN पेज पर जाकर LOGIN करें |



Inbox (13,541) - cbsagar.mp @ x District Central Cooperative Ba x (35) WhatsApp Business x JILA SAHAKARI KENDRIYA BAN x + Ask Gemini | - x

inb.dccbsagar.bank.in//SKBSR/#

JILA SAHAKARI KENDRIYA BANK MARYADIT SAGAR(M.P)

Our Objective

Internet Banking site provides personal banking and corporate banking services that gives you complete control over all your banking demands online.

be made by a fraudster. Please do not share personal Info.

[Retail User](#)
[LOGIN](#)
[New User Registration](#)

[Corporate User](#)
[LOGIN](#)
[New User](#)

Please notify any Suspicious call or transaction and inform bank on the banks customer care number ****-****-*****

Activate Windows
Go to Settings to activate Windows.

Site best viewed in IE 10+, Mozilla 35+, Google Chrome 35+